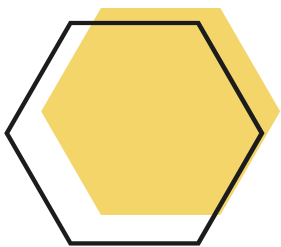




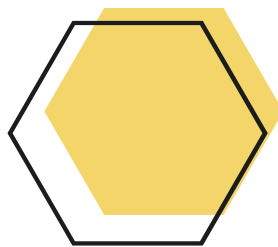
DATASHEET

nE1-902



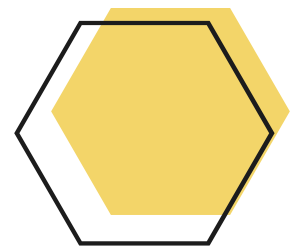
IEEE 802.11 b/g/n

High-Performance,
SISO MiniPCIe Radio
Module



Sub GHz ISM Band

902 MHz to 928 MHz
operating Frequency in
license-free Band, 5/10/20
MHz Channel Bandwidths



Industrial grade

-40 deg C to +85 deg C
operation temperature

dun & bradstreet



VIZMONET PTE LTD

21 Woodlands Close, #03-01, Primz Biz Hub, Singapore 737 854
+65 6255 0581 | enquiry@vizmonet.com | www.vizmonet.com

HW REV# 02.00

TECHNICAL SPECIFICATION

RADIO MODULE – GENERAL INFO	
Chipset	AR 9592-AR1B
EEPROM	EEPROM, SERIAL 32KBIT
Operating frequency (11b/g/n) Baseband Frequency Offset Operating Channel Mapping	902 MHz to 928 MHz 1520 MHz CH4(2427) = 902 MHz CH5(2432) CH6(2437) CH7(2442)
Data rate-11b Data rate-11g Data rate-11n (SISO)	1 Mbps, 2 Mbps, 5.5 Mbps, 11 Mbps 6Mbps, 9Mbps, 12Mbps, 24Mbps, 36Mbps, 48Mbps, 54Mbps MCS0, MCS1, MCS2, MCS3, MCS4, MCS5, MCS6, MCS7
Channel BW	5 MHz/10 MHz/20 MHz – 907 MHz, 912 MHz, 917 MHz, 922 MHz 5 MHz/10 MHz – 907 MHz, 922 MHz
RoHS Compliance	Compliant
INTERFACE SPECIFICATIONS	
Operating Voltage	3.3V DC
RF Antenna connector	x1 MMCX Female (Jack) connector
ENVIRONMENTAL SPECIFICATIONS	
Operating Temperature Range	-40 deg C to +85 deg C
PHYSICAL SPECIFICATIONS	
Mechanical Dimension	(L) 51 mm x (W) 30 mm x (H) 21 mm
Weight	TBD
REGULATORY INFORMATION	
Compliance	TBD
PACKAGING INFORMATION	
No of units	TBD

ORDERING INFORMATION

nE1-902

Mini PCIe Radio Module, SISO, IEEE 802.11 b/g/n ,902 MHz, 29 dBm

RADIO SPECIFICATION

Tolerance for TX Power and Sensitivity = +/- 2 dBm

Data Rate	TX Power (dBm)	Power Consumption (W)	RX Sensitivity (dBm)
11 Mbps	29	4.34	-87
5.5 Mbps	29	4.34	-90
2 Mbps	29	4.34	-91
1 Mbps	29	4.34	-94
54 Mbps	20	2.18	-74
48 Mbps	21	2.29	-76
36 Mbps	23	2.52	-81
24 Mbps	27	2.98	-82
18 Mbps	27	2.98	-85
12Mbps	27	2.98	-88
9 Mbps	27	2.98	-89
6 Mbps	27	2.98	-90
HT20-MCS7	19	2.07	-67
HT20-MCS6	20	2.52	-69
HT20-MCS5	22	2.41	-72
HT20-MCS4	25	2.76	-77
HT20-MCS3	26	2.87	-80
HT20-MCS2	26	2.87	-85
HT20-MCS1	26	2.87	-88
HT20-MCS0	26	2.87	-88


Channel Mapping – 902 MHz to 928 MHz

BASE BAND (MHz)	OP FREQ (MHz)	CH BW (MHz)	STANDARD (11b/g/n)
2427	907	5/10	11g/n
2432	912	5/10/20	11b/g/n
2437	917	5/10/20	11b/g/n
2442	922	5/10	11g/n

EVM PERFORMANCE

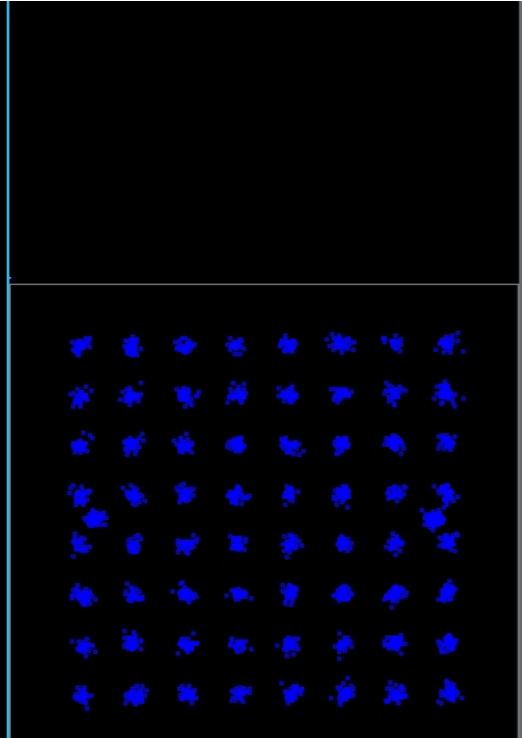
Frequency = 912 MHz, 802.11g, 54 Mbps

Modulation Format	Bit Rate			
64QAM	54.0 Mbps	Average	Max	Limit
RMS EVM		-27.85 dB	-14.85 dB	-25.00 dB
		4.05 %	18.09 %	
Peak EVM		-17.02 dB	-4.48 dB at sym 8	
		14.09 %	59.67 %	
Pilot EVM		-28.80 dB	-15.69 dB	
		3.63 %	16.42 %	
Data EVM		-27.78 dB	-14.79 dB	
		4.08 %	18.23 %	
Frequency Error		-2.66 ppm	-2.67 ppm	20.00 ppm
Symbol Clock Error		-2.09 ppm	-9.60 ppm	20.00 ppm
I/Q Origin Offset		-38.96 dB	-23.57 dB	-15.00 dB
Quadrature Skew		0.09 °	-0.84 °	
IQ Gain Imbalance		-0.05 dB	-0.14 dB	
IQ Time Skew		-999.0 s	-999.0 s	
Peak Burst Power		9.98 dBm	12.13 dBm	
Avg Burst Power		1.39 dBm	8.06 dBm	
Peak-to-Avg Power Ratio		8.6 dB	9.4 dB	
Time Offset		0.14 us	0.14 us	

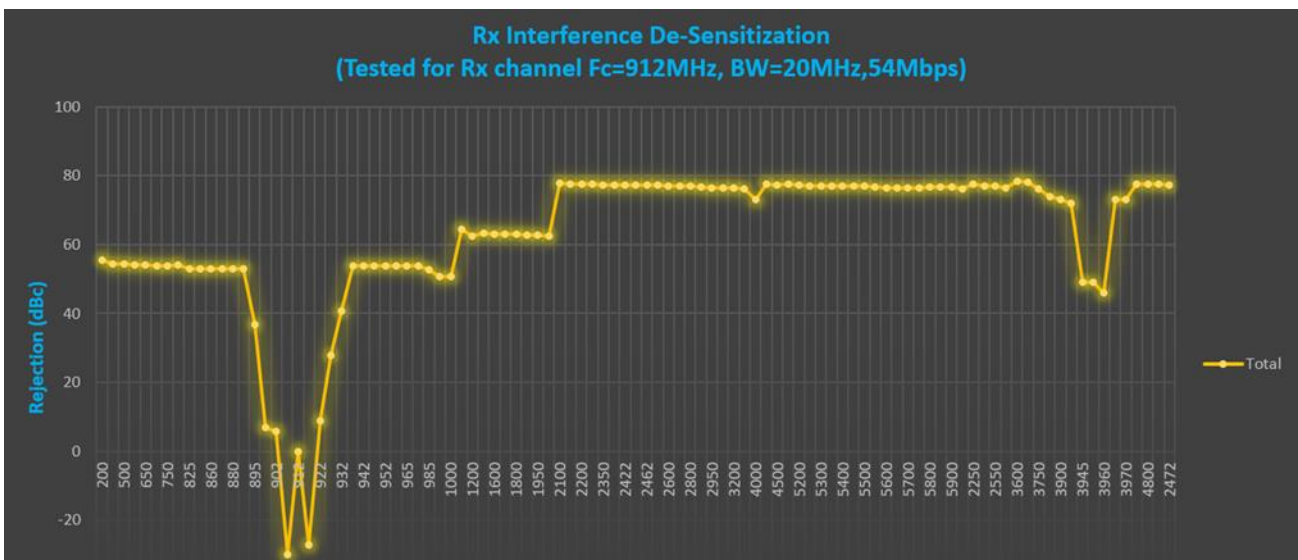


Frequency = 912 MHz, 802.11n, MCS0 (65Mbps)

Modulation Format	Bit Rate		
64QAM	65.0 Mbps		
	Average	Max	Limit
RMS EVM	-28.50 dB	-27.53 dB	-27.00 dB
	3.76 %	4.20 %	
Peak EVM	-17.67 dB	-15.36 dB at sym 36	
	13.08 %	17.06 %	
Pilot EVM	-29.55 dB	-28.16 dB	
	3.33 %	3.91 %	
Data EVM	-28.43 dB	-27.47 dB	
	3.79 %	4.23 %	
Frequency Error	-2.83 ppm	-2.85 ppm	25.00 ppm
Symbol Clock Error	-3.11 ppm	-5.86 ppm	25.00 ppm
I/Q Origin Offset	-48.50 dB	-44.45 dB	-15.00 dB
Quadrature Skew	0.47 °	0.63 °	
IQ Gain Imbalance	0.00 dB	-0.03 dB	
IQ Time Skew	43.67 ps	87.44 ps	
Peak Burst Power	9.90 dBm	10.85 dBm	
Avg Burst Power	1.10 dBm	1.19 dBm	
Peak-to-Avg Power Ratio	8.8 dB	9.8 dB	
Time Offset	0.15 us	0.15 us	



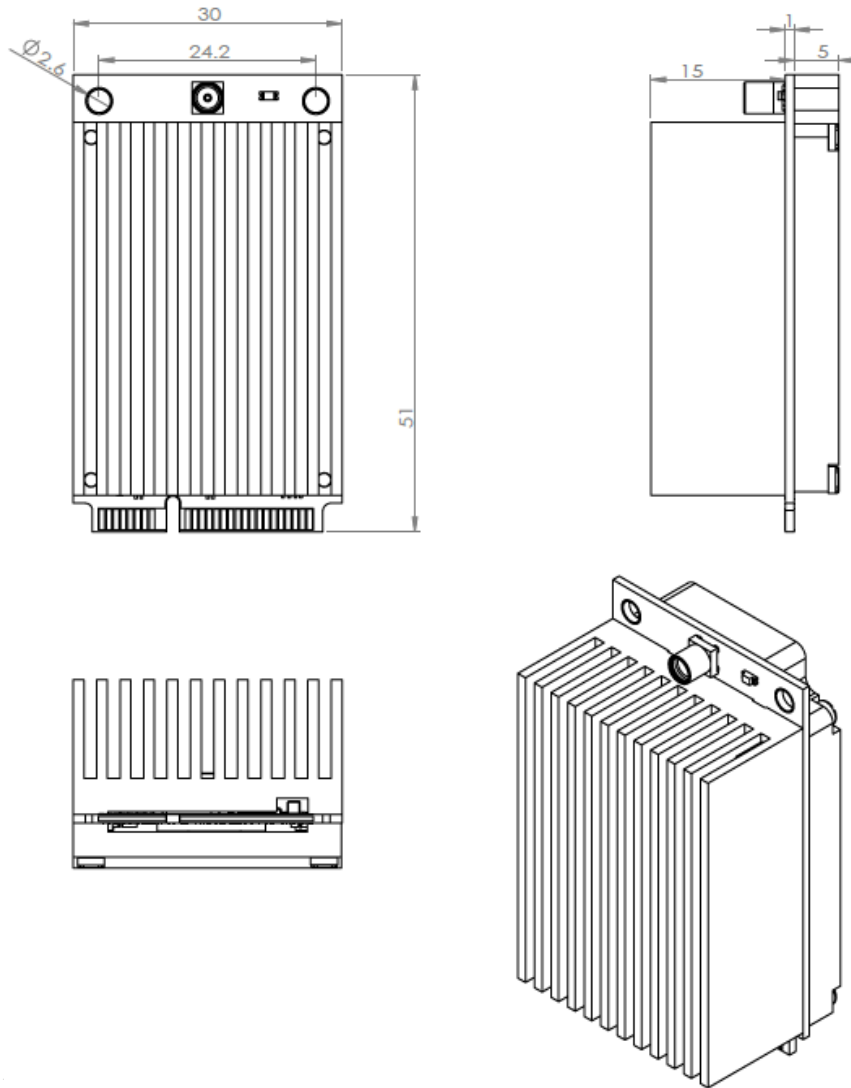
Interference Desensitization



MINIPCIE (GOLD FINGER) PIN-OUT

Pin#	Description
1	WAKE_L
2	3.3V
3	RESERVED (Connected to GPIO12)
5	RESERVED (NC)
6	1.5V (NC)
7	CLKREQ_L, connected to GND through a pull-down resistor of 0 Ohms.
8	UIM_PWR (NC)
10	UIM_DATA (NC)
11	REFCLK-
12	UIM-CLK (NC)
13	REFCLK+
14	UIM-RESET (NC)
16	UIM_VPP (NC)
17	UIM_C8 (NC)
19	UIM_C4 (NC)
20	W_DISABLE_L (Pulled up to 3.3V and connected to GPIO7 of AR9592)
22	RESET
23	PERNO
24	3.3VAUX (NC)
25	PERPO
28	1.5V (NC)
30	SMB_CLK (NC)
31	PETNO
32	SMB_DATA(NC)
33	PETPO
36	USB_D- (NC)
37	RESERVED (NC)
38	USB_D+ (NC)
39	3.3V
41	3.3V
42	LED_WWAN_L (NC)
44	LED_WLAN_L (Connected to GPIO10)
45	NC
46	LED_WPAN_L (NC)
47	NC
48	1.5V (NC)
49	NC
51	NC
52	3.3V
4,9,15,18,21,26,27,29,34,35,40,43,50	GND

MECHANICAL DIMENSIONS



Trademarks

The information in this document is being provided in connection with Vizmonet products, which are subject to continuous developments and improvements. While every effort is made to ensure that the information contained in this document is correct and accurate at the time of this printing, Vizmonet makes no representations or warranties with respect to the accuracy of the information and is not liable for errors or mistakes that may arise. However, Vizmonet reserves the right to make changes to specifications and product descriptions at any time without notice. Vizmonet does not assume any responsibility for the use of the described product; neither does it convey any license under its patent rights, or the rights of others. Vizmonet products are not intended, authorized, or warranted for use as components in applications intended to support or sustain life. Built-to-Customize™ is a trademark of Vizmonet. All other trademarks, registered trademarks and product names are the sole property of their respective owners.

Contact

Web: www.vizmonet.com
Email: enquiry@vizmonet.com

Headquarters

Vizmonet Pte Ltd
21, Woodlands Close
#03-01, Primz Biz Hub
Singapore 737 854