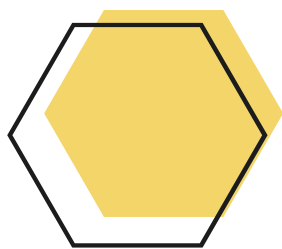




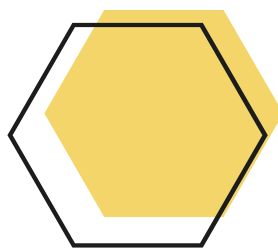
DATASHEET

nE2-4950



IEEE 802.11 a/n, MIMO

High-Performance,
2x2 MIMO
MiniPCle Radio
Module



Tri Band

4.9 GHz to 5.9 GHz
supporting 4.9 GHz,
UNII-B1,B2A,B2C and B3
Bands



Industrial grade

-40 deg C to +85 deg C
operation temperature

dun & bradstreet



VIZMONET PTE LTD

21 Woodlands Close, #03-01, Primz Biz Hub, Singapore 737 854
+65 6255 0581 | enquiry@vizmonet.com | www.vizmonet.com

HW REV# 06.00

TECHNICAL SPECIFICATION

RADIO MODULE – GENERAL INFO	
Chipset	AR 9592-AR1B
EEPROM	EEPROM, SERIAL 32KBIT
Operating frequency (11b/g/n)	4920 MHz to 5825 MHz (Operating Channels)
Data rate-11g (SISO)	6Mbps, 9Mbps, 12Mbps, 24Mbps, 36Mbps, 48Mbps,54Mbps
Data rate-11n (MIMO)	MCS0, MCS1, MCS2, MCS3, MCS4, MCS5, MCS6, MCS7
Data rate-11n (MIMO)	MCS8.MCS9.MCS10,MCS11,MCS12,MCS13,MCS14,MCS15
Channel BW	5 MHz/10 MHz/20 MHz/40 MHz
RoHS Compliance	Compliant
INTERFACE SPECIFICATIONS	
Operating Voltage	3.3V DC
RF Antenna connector	x2 MMCX Female(Jack) connectors
ENVIRONMENTAL SPECIFICATIONS	
Operating Temperature Range	-40 deg C to +85 deg C
PHYSICAL SPECIFICATIONS	
Mechanical Dimension	(L) 58.4 mm x (W) 30 mm x (D) 20.5 mm
Weight	TBD
REGULATORY INFORMATION	
Compliance	TBD
PACKAGING INFORMATION	
No of units	TBD

ORDERING INFORMATION

nE2-4950

Mini PCIe Radio Module, MIMO, IEEE 802.11 a/n , 4.9/5 GHz 29 dBm

RADIO SPECIFICATION**TX/RX Specification – 4920 MHz to 4990 MHz**

Data Rate	TX Power (dBm)	Current 24V (A)	RX Sensitivity (dBm)
54 Mbps	19	0.19	-77
48 Mbps	20	0.20	-80
36 Mbps	22	0.22	-82
24 Mbps	23	0.23	-85
18 Mbps	23	0.23	-87
12Mbps	23	0.23	-89
9 Mbps	23	0.23	-92
6 Mbps	23	0.23	-94
HT20-MCS7	18	0.19	-71
HT20-MCS6	19	0.19	-74
HT20-MCS5	20	0.20	-75
HT20-MCS4	22	0.22	-79
HT20-MCS3	23	0.23	-82
HT20-MCS2	23	0.23	-86
HT20-MCS1	23	0.23	-88
HT20-MCS0	26	0.27	-92
HT40-MCS7	18	0.19	-68
HT40-MCS6	19	0.19	-71
HT40-MCS5	20	0.20	-72
HT40-MCS4	22	0.22	-76
HT40-MCS3	23	0.23	-79
HT40-MCS2	23	0.23	-83
HT40-MCS1	23	0.23	-85
HT40-MCS0	26	0.27	-89

TX/RX Specification – 5180 MHz to 5320 MHz (miniPCIe)

Sensitivity tested in ART Mode, PSR >=95%, Chain0+Chain1

TX Power Setting = Calibrated Power level in dBm

Test Condition for Current consumption:

Current consumption is measured at the input of the SBC with the mini-PCIe radio module connected to it.

The current consumption figures are then adjusted so that they only include extra current drawn by the mini-PCIe radio module.

Data Rate	TX Power (dBm)	Current 24V (A)	RX Sensitivity (dBm)
54 Mbps	20	0.20	-77
48 Mbps	21	0.21	-80
36 Mbps	23	0.23	-82
24 Mbps	24	0.24	-85
18 Mbps	24	0.24	-87
12Mbps	24	0.24	-89
9 Mbps	24	0.24	-92
6 Mbps	24	0.24	-94
HT20-MCS7	19	0.19	-71
HT20-MCS6	20	0.20	-74
HT20-MCS5	21	0.21	-75
HT20-MCS4	23	0.23	-79
HT20-MCS3	24	0.24	-82
HT20-MCS2	24	0.24	-86
HT20-MCS1	24	0.24	-88
HT20-MCS0	26	0.27	-92
HT40-MCS7	19	0.19	-68
HT40-MCS6	20	0.20	-71
HT40-MCS5	21	0.21	-72
HT40-MCS4	23	0.23	-76
HT40-MCS3	24	0.24	-79
HT40-MCS2	24	0.24	-83
HT40-MCS1	24	0.24	-85
HT40-MCS0	26	0.27	-89

TX/RX Specification – 5500 MHz to 5720 MHz (miniPCIe)

Sensitivity tested in ART Mode, PSR >=95%, Chain0+Chain1
 TX Power Setting = Calibrated Power level in dBm
 Test Condition for Current consumption:
 Current consumption is measured at the input of the SBC with the mini-PCIe radio module connected to it.
 The current consumption figures are then adjusted so that they only include extra current drawn by the mini-PCIe radio module.

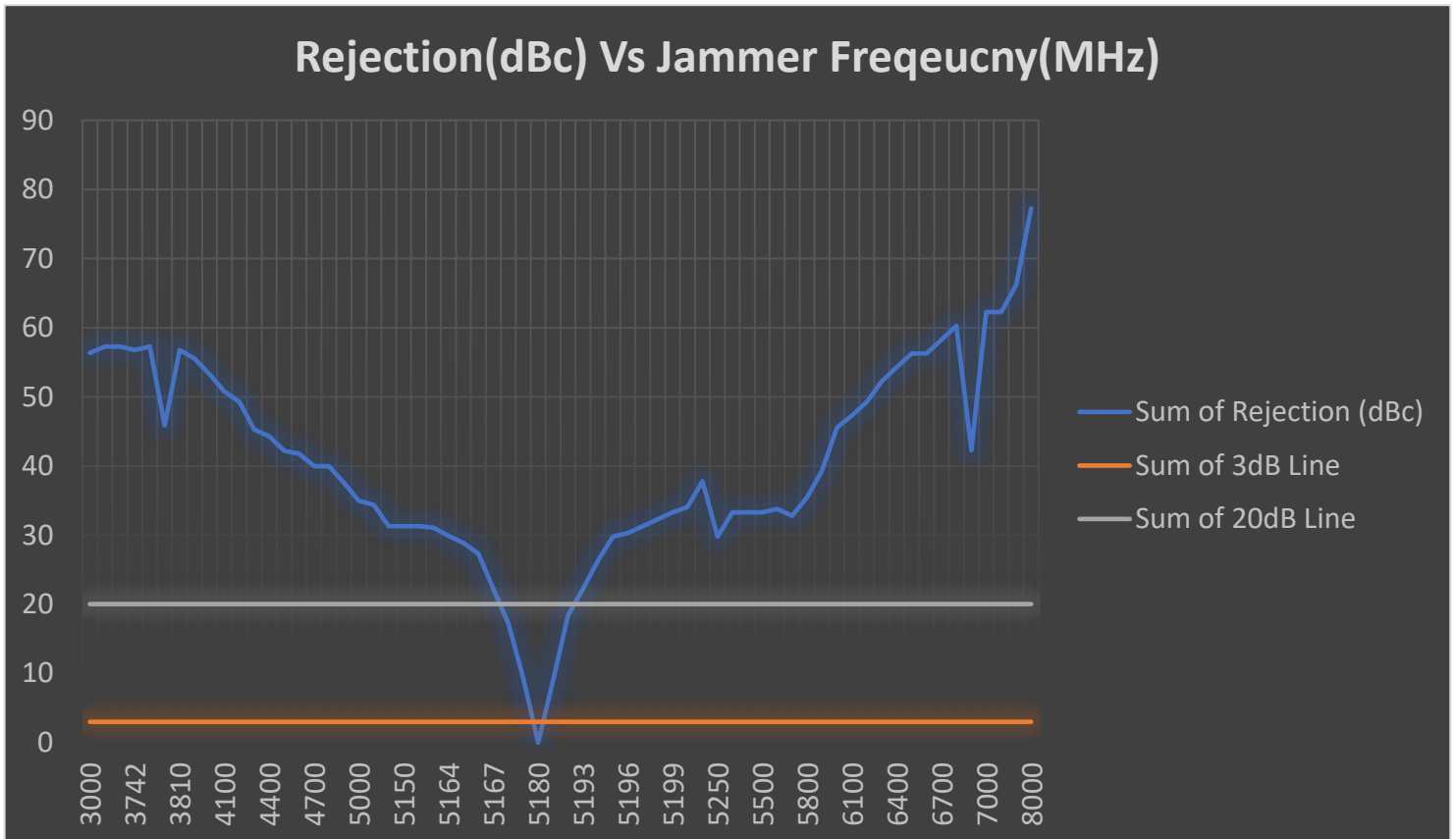
Data Rate	TX Power (dBm)	Current 24V (A)	RX Sensitivity (dBm)
54 Mbps	19	0.19	-77
48 Mbps	20	0.20	-80
36 Mbps	23	0.23	-82
24 Mbps	26	0.27	-85
18 Mbps	26	0.27	-87
12Mbps	26	0.27	-89
9 Mbps	26	0.27	-92
6 Mbps	26	0.27	-94
HT20-MCS7	19	0.19	-71
HT20-MCS6	20	0.20	-74
HT20-MCS5	21	0.21	-75
HT20-MCS4	23	0.23	-79
HT20-MCS3	24	0.24	-82
HT20-MCS2	24	0.24	-86
HT20-MCS1	24	0.24	-88
HT20-MCS0	26	0.27	-92
HT40-MCS7	19	0.19	-68
HT40-MCS6	20	0.20	-71
HT40-MCS5	21	0.21	-72
HT40-MCS4	23	0.23	-76
HT40-MCS3	24	0.24	-79
HT40-MCS2	24	0.24	-83
HT40-MCS1	24	0.24	-85
HT40-MCS0	26	0.27	-89

TX/RX Specification – 5745 MHz to 5825 MHz (miniPCIe)

Sensitivity tested in ART Mode, PSR >=95%, Chain0+Chain1
 TX Power Setting = Calibrated Power level in dBm
 Test Condition for Current consumption:
 Current consumption is measured at the input of the SBC with the mini-PCIe radio module connected to it.
 The current consumption figures are then adjusted so that they only include extra current drawn by the mini-PCIe radio module.

Data Rate	TX Power (dBm)	Current 24V (A)	RX Sensitivity (dBm)
54 Mbps	19	0.19	-74
48 Mbps	20	0.20	-76
36 Mbps	23	0.23	-77
24 Mbps	26	0.27	-78
18 Mbps	26	0.27	-84
12Mbps	26	0.27	-87
9 Mbps	26	0.27	-90
6 Mbps	26	0.27	-91
HT20-MCS7	18	0.19	-69
HT20-MCS6	19	0.19	-70
HT20-MCS5	20	0.20	-71
HT20-MCS4	23	0.23	-75
HT20-MCS3	24	0.24	-77
HT20-MCS2	24	0.24	-80
HT20-MCS1	24	0.24	-82
HT20-MCS0	26	0.27	-83
HT40-MCS7	18	0.19	-66
HT40-MCS6	19	0.19	-67
HT40-MCS5	20	0.20	-68
HT40-MCS4	23	0.23	-72
HT40-MCS3	24	0.24	-74
HT40-MCS2	24	0.24	-77
HT40-MCS1	24	0.24	-79
HT40-MCS0	26	0.27	-80

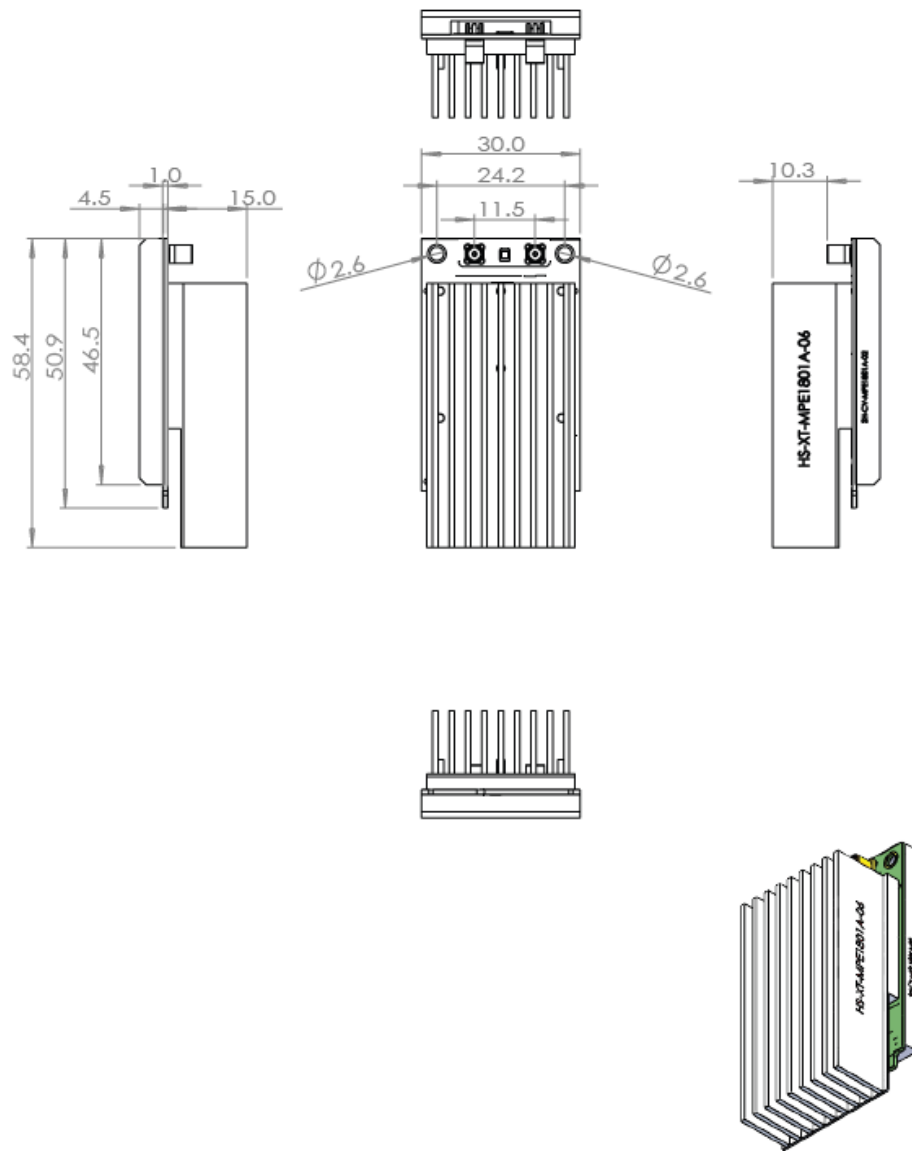
Interference Desensitization



MINIPCIE (GOLD FINGER) PIN-OUT

Pin#	Description
1	WAKE_L
2	3.3V
3	RESERVED (Connected to GPIO12)
5	RESERVED (NC)
6	1.5V (NC)
7	CLKREQ_L, connected to GND through a pull-down resistor of 0 Ohms.
8	UIM_PWR (NC)
10	UIM_DATA (NC)
11	REFCLK-
12	UIM-CLK (NC)
13	REFCLK+
14	UIM-RESET (NC)
16	UIM_VPP (NC)
17	UIM_C8 (NC)
19	UIM_C4 (NC)
20	W_DISABLE_L (Pulled up to 3.3V and connected to GPIO7 of AR9592)
22	RESET
23	PERNO
24	3.3VAUX (NC)
25	PERPO
28	1.5V (NC)
30	SMB_CLK (NC)
31	PETNO
32	SMB_DATA(NC)
33	PETPO
36	USB_D- (NC)
37	RESERVED (NC)
38	USB_D+ (NC)
39	3.3V
41	3.3V
42	LED_WWAN_L (NC)
44	LED_WLAN_L (Connected to GPIO10)
45	NC
46	LED_WPAN_L (NC)
47	NC
48	1.5V (NC)
49	NC
51	NC
52	3.3V
4,9,15,18,21,26,27,29,34,35,40,43,50	GND

MECHANICAL DIMENSIONS



Trademarks

The information in this document is being provided in connection with Vizmonet products, which are subject to continuous developments and improvements. While every effort is made to ensure that the information contained in this document is correct and accurate at the time of this printing, Vizmonet makes no representations or warranties with respect to the accuracy of the information and is not liable for errors or mistakes that may arise. However, Vizmonet reserves the right to make changes to specifications and product descriptions at any time without notice. Vizmonet does not assume any responsibility for the use of the described product; neither does it convey any license under its patent rights, or the rights of others. Vizmonet products are not intended, authorized, or warranted for use as components in applications intended to support or sustain life. Built-to-Customize™ is a trademark of Vizmonet. All other trademarks, registered trademarks and product names are the sole property of their respective owners.

Contact

Web: www.vizmonet.com
Email: enquiry@vizmonet.com

Headquarters

Vizmonet Pte Ltd
21, Woodlands Close
#03-01, Primz Biz Hub
Singapore 737 854