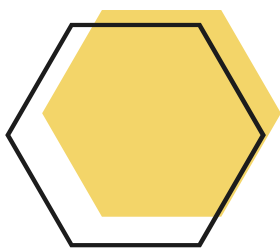




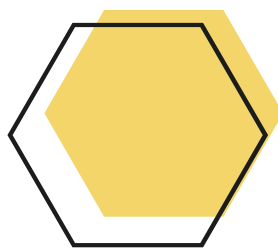
# DATASHEET

## nE2-2400



### IEEE 802.11 b/g/n, MIMO

High-Performance,  
2x2 MIMO  
MiniPCIe Radio  
Module



### Wide Band

2300 MHz to 2700 MHz  
Operating Frequency



### Industrial grade

-40 deg C to +85 deg C  
operation temperature

dun & bradstreet



#### VIZMONET PTE LTD

21 Woodlands Close, #03-01, Primz Biz Hub, Singapore 737 854  
+65 6255 0581 | enquiry@vizmonet.com | <https://vizmonet.com>

HW REV# 06.00

# TECHNICAL SPECIFICATION

RADIO MODULE – GENERAL INFO	
Chipset	AR 9592-AR1B
EEPROM	EEPROM, SERIAL 32KBIT
Operating frequency (11b/g/n)	2300 MHz to 2700 MHz (Operating frequency)
Data rate -11b	1 Mbps, 2 Mbps, 5.5 Mbps, 11 Mbps
Data rate-11g	6Mbps, 9Mbps, 12Mbps, 24Mbps, 36Mbps, 48Mbps,54Mbps
Data rate-11n (SISO)	MCS0, MCS1, MCS2, MCS3, MCS4, MCS5, MCS6, MCS7
Data rate-11n (MIMO)	MCS8.MCS9.MCS10,MCS11,MCS12,MCS13,MCS14,MCS15
Channel BW	5 MHz/10 MHz/20 MHz/40 MHz
RoHS Compliance	Compliant
INTERFACE SPECIFICATIONS	
Operating Voltage	3.3V DC
RF Antenna connector	x2 MMCX Female(Jack) connectors
ENVIRONMENTAL SPECIFICATIONS	
Operating Temperature Range	-40 deg C to +85 deg C
PHYSICAL SPECIFICATIONS	
Mechanical Dimension	(L) 50.9 mm x (W) 30 mm x (H) 13.6 mm
Weight	TBD
REGULATORY INFORMATION	
Compliance	TBD
PACKAGING INFORMATION	
No of units	TBD

## ORDERING INFORMATION

nE2-4950

Mini PCIe Radio Module, MIMO, IEEE 802.11 b/g/n , 2.4 GHz 29 dBm

**RADIO SPECIFICATION****TX/RX Specification – 2412 MHz to 2462 MHz**

Data Rate	TX Power (dBm)	Current 24V (A)	RX Sensitivity (dBm)
54 Mbps	19	0.19	-77
48 Mbps	20	0.20	-80
36 Mbps	22	0.22	-82
24 Mbps	23	0.23	-85
18 Mbps	23	0.23	-87
12Mbps	23	0.23	-89
9 Mbps	23	0.23	-92
6 Mbps	23	0.23	-94
HT20-MCS7	18	0.19	-71
HT20-MCS6	19	0.19	-74
HT20-MCS5	20	0.20	-75
HT20-MCS4	22	0.22	-79
HT20-MCS3	23	0.23	-82
HT20-MCS2	23	0.23	-86
HT20-MCS1	23	0.23	-88
HT20-MCS0	26	0.27	-92
HT40-MCS7	18	0.19	-68
HT40-MCS6	19	0.19	-71
HT40-MCS5	20	0.20	-72
HT40-MCS4	22	0.22	-76
HT40-MCS3	23	0.23	-79
HT40-MCS2	23	0.23	-83
HT40-MCS1	23	0.23	-85
HT40-MCS0	26	0.27	-89

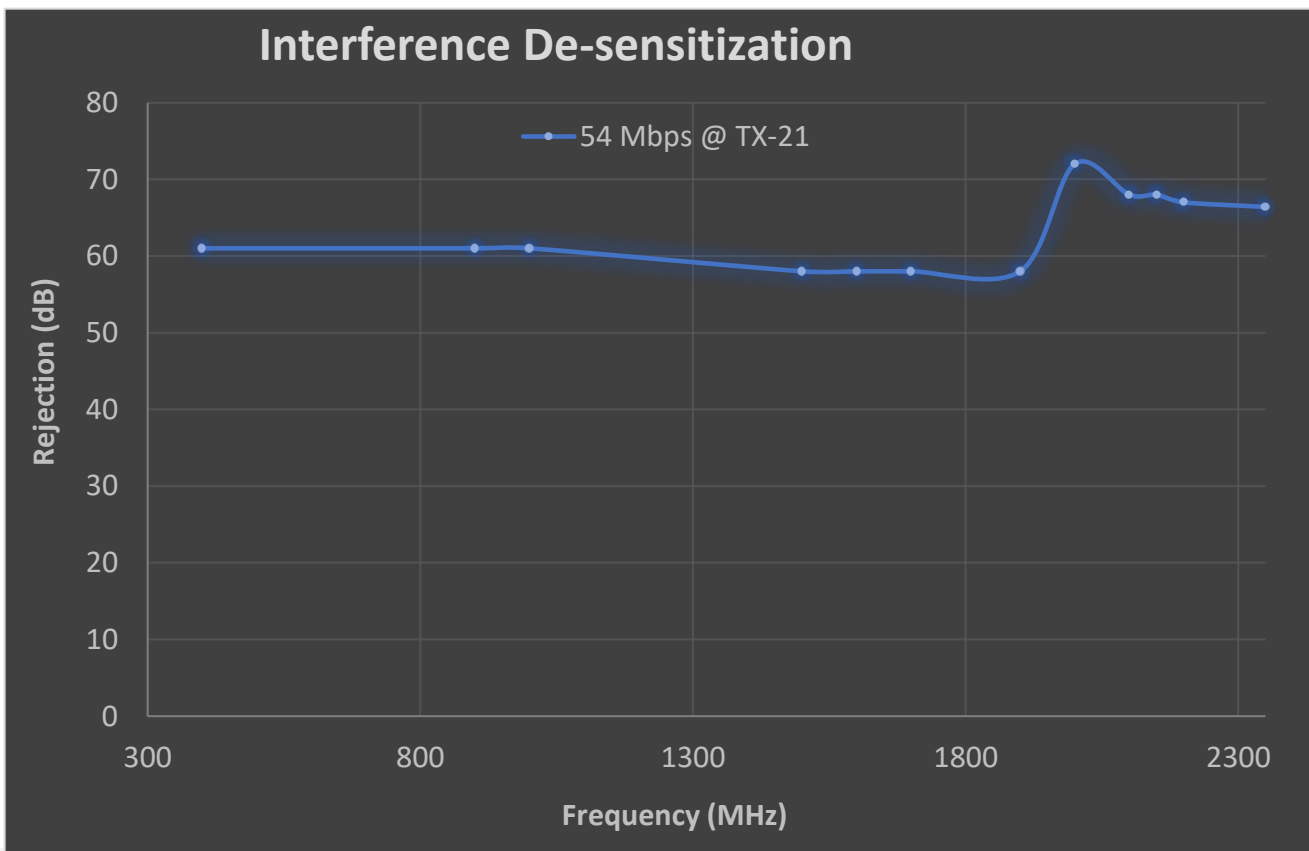
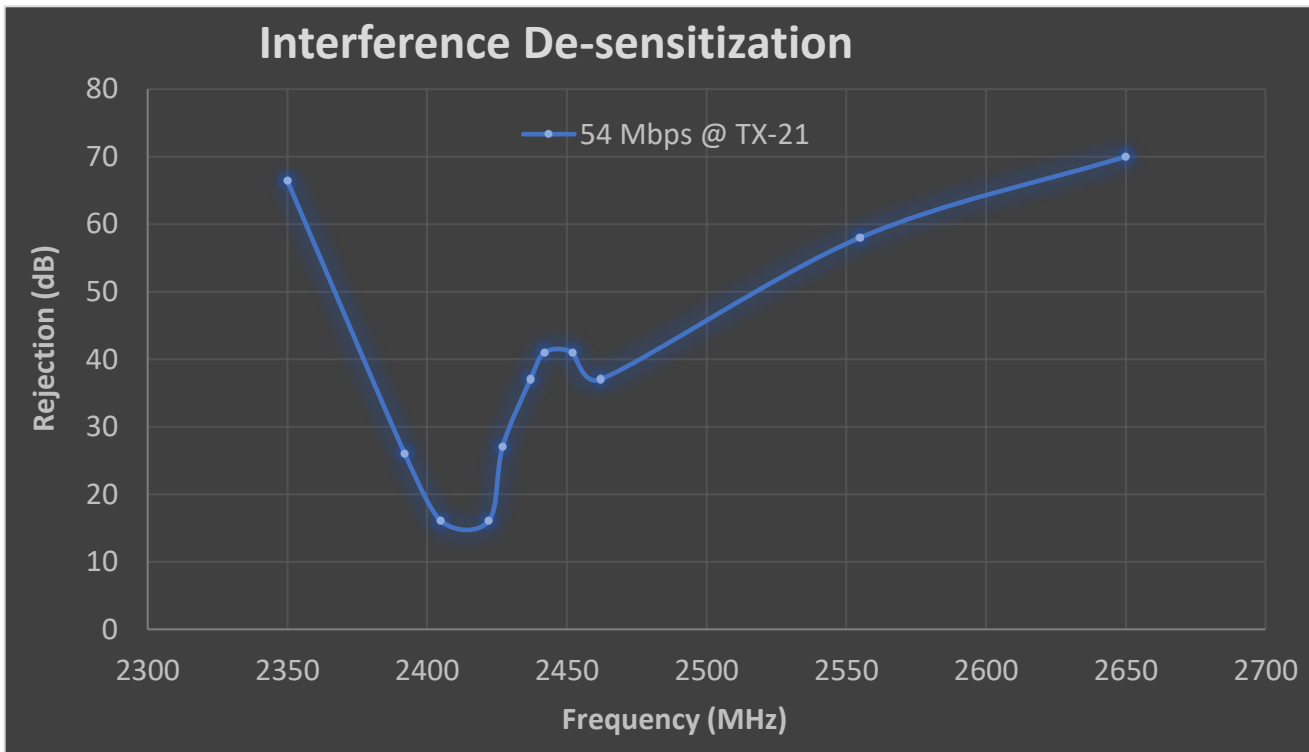
**Tx Specification**

Parameter	Specification
RF Power control Step	0.5 dBm
Second Harmonic Spurious Emission	-30 dBC
Third Harmonic Spurious Emission	-40 dBC
Transmitter Spurious Emission	FCC PART 15C COMPLIANT

**Rx Specification**

Parameter	Specification
Receiver Maximum input level (10% PER)	
11g-6 Mbps	> 10 dBm
11g-54Mbps	> -16 dBm
Frequency Accuracy	Within $\pm$ 15 PPM
Receiver Adjacent Channel Rejection (ACR)	
10 to 20 MHz, 10% PER	54Mbps
	> 25 dB
	HT20 MCS7
	> 22 dB
Interference De-sensitization 54 Mbps(min)	
In Band (2412 to 2462 MHz)	25 dB
400 MHz to 2350 MHz	> 50 dB
4800 MHz to 5825 MHz	> 70 dB

### Interference Desensitization



VIZMONET PTE LTD

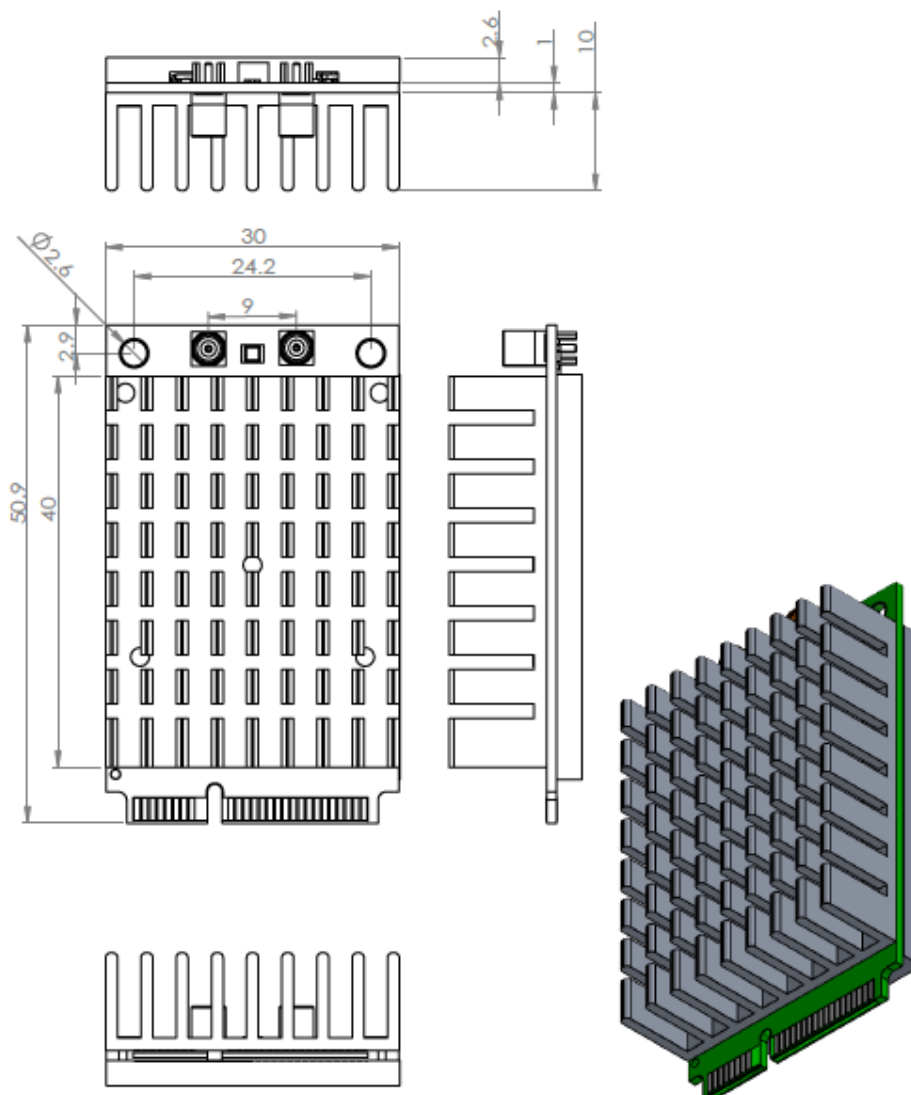
21 Woodlands Close, #03-01 Primz Biz Hub, Singapore 737 854  
+65 62550581 | enquiry@vizmonet.com | <https://vizmonet.com>

HW REV# 06.00

**MINIPCIE (GOLD FINGER) PIN-OUT**

Pin#	Description
1	WAKE_L
2	3.3V
3	RESERVED (Connected to GPIO12)
5	RESERVED (NC)
6	1.5V (NC)
7	CLKREQ_L, connected to GND through a pull-down resistor of 0 Ohms.
8	UIM_PWR (NC)
10	UIM_DATA (NC)
11	REFCLK-
12	UIM-CLK (NC)
13	REFCLK+
14	UIM-RESET (NC)
16	UIM_VPP (NC)
17	UIM_C8 (NC)
19	UIM_C4 (NC)
20	W_DISABLE_L (Pulled up to 3.3V and connected to GPIO7 of AR9592)
22	RESET
23	PERNO
24	3.3VAUX (NC)
25	PERPO
28	1.5V (NC)
30	SMB_CLK (NC)
31	PETNO
32	SMB_DATA(NC)
33	PETPO
36	USB_D- (NC)
37	RESERVED (NC)
38	USB_D+ (NC)
39	3.3V
41	3.3V
42	LED_WWAN_L (NC)
44	LED_WLAN_L (Connected to GPIO10)
45	NC
46	LED_WPAN_L (NC)
47	NC
48	1.5V (NC)
49	NC
51	NC
52	3.3V
4,9,15,18,21,26,27,29,34,35,40,43,50	GND

## MECHANICAL DIMENSIONS



### Trademarks

The information in this document is being provided in connection with Vizmonet products, which are subject to continuous developments and improvements. While every effort is made to ensure that the information contained in this document is correct and accurate at the time of this printing, Vizmonet makes no representations or warranties with respect to the accuracy of the information and is not liable for errors or mistakes that may arise. However, Vizmonet reserves the right to make changes to specifications and product descriptions at any time without notice. Vizmonet does not assume any responsibility for the use of the described product; neither does it convey any license under its patent rights, or the rights of others. Vizmonet products are not intended, authorized, or warranted for use as components in applications intended to support or sustain life. Built-to-Customize™ is a trademark of Vizmonet. All other trademarks, registered trademarks and product names are the sole property of their respective owners.

### Contact

Web: <https://vizmonet.com>  
Email: [enquiry@vizmonet.com](mailto:enquiry@vizmonet.com)

### Headquarters

Vizmonet Pte Ltd  
21, Woodlands Close  
#03-01, Primz Biz Hub  
Singapore 737 854