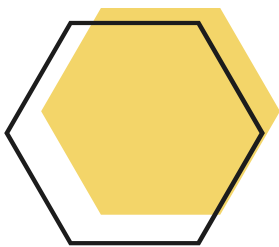


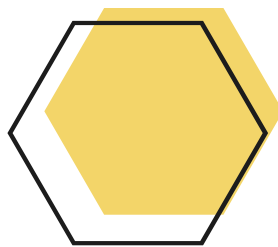
DATASHEET

nE2-902



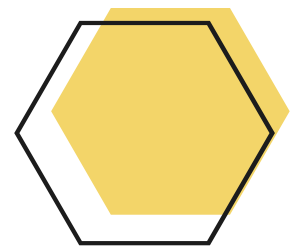
IEEE 802.11 b/g/n, MIMO

High-Performance,
2x2 MIMO
MiniPCIe Radio
Module



Sub GHz ISM Band

902 MHz to 928 MHz
operating Frequency in
license-free Band, 5/10/20
MHz Channel Bandwidths



Industrial grade

-40 deg C to +85 deg C
operation temperature

dun & bradstreet



VIZMONET PTE LTD

21 Woodlands Close, #03-01, Primz Biz Hub, Singapore 737 854
+65 6255 0581 | enquiry@vizmonet.com | <https://vizmonet.com>

HW REV# 02.00

TECHNICAL SPECIFICATION

RADIO MODULE – GENERAL INFO	
Chipset	AR 9592-AR1B
EEPROM	EEPROM, SERIAL 32KBIT
Operating frequency (11b/g/n) Baseband Frequency Offset Operating Channel Mapping	902 MHz to 928 MHz 1520 MHz CH4(2427) = 902 MHz CH5(2432) CH6(2437) CH7(2442)
Data rate -11b Data rate-11g Data rate-11n (Data rate-11n (MIMO)	1 Mbps, 2 Mbps, 5.5 Mbps, 11 Mbps 6Mbps, 9Mbps, 12Mbps, 24Mbps, 36Mbps, 48Mbps,54Mbps MCS0, MCS1, MCS2, MCS3, MCS4, MCS5, MCS6, MCS7 MCS8.MCS9.MCS10,MCS11,MCS12,MCS13,MCS14,MCS15
Channel BW	5 MHz/10 MHz/20 MHz – 907 MHz, 912 MHz, 917 MHz, 922 MHz 5 MHz/10 MHz – 907 MHz, 922 MHz
RoHS Compliance	Compliant
INTERFACE SPECIFICATIONS	
Operating Voltage	3.3V DC
RF Antenna connector	x2 MMCX Female(Jack) connectors
ENVIRONMENTAL SPECIFICATIONS	
Operating Temperature Range	-40 deg C to +85 deg C
PHYSICAL SPECIFICATIONS	
Mechanical Dimension	(L) 51 mm x (W) 30 mm x (W) 21 mm
Weight	TBD
REGULATORY INFORMATION	
Compliance	TBD
PACKAGING INFORMATION	
No of units	TBD

ORDERING INFORMATION

nE2-902

Mini PCIe Radio Module, MIMO, IEEE 802.11 b/g/n ,902 MHz, 29 dBm

RADIO SPECIFICATION

Tolerance for TX Power and Sensitivity = +/- 2 dBm, CH0+CH1 (MIMO)

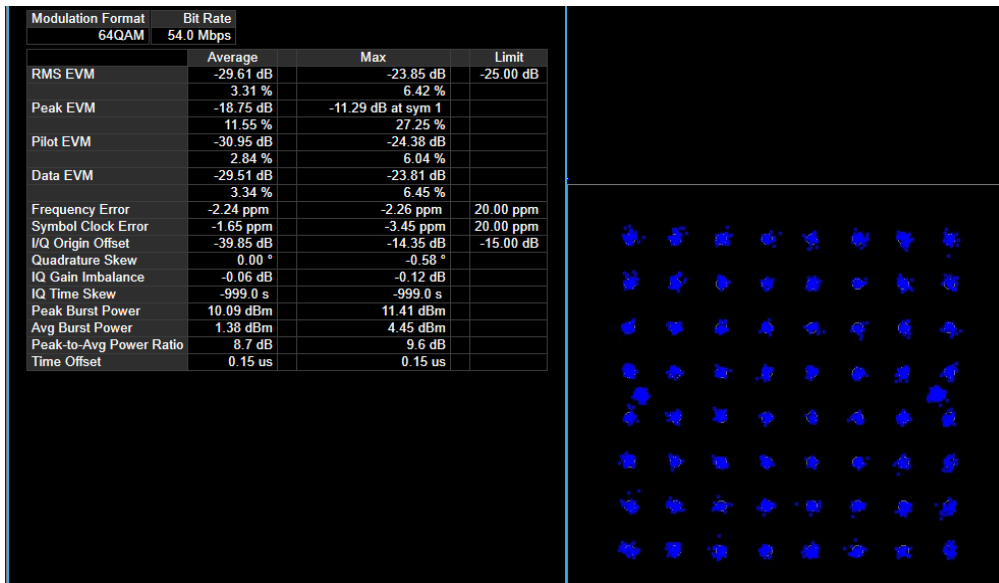
Data Rate	TX Power (dBm) (Per chain)	Power Consumption (W)	RX Sensitivity (dBm)
11 Mbps	29	5.80	-91
5.5 Mbps	29	5.80	-94
2 Mbps	29	5.80	-94
1 Mbps	29	5.80	-98
54 Mbps	23	4.00	-75
48 Mbps	25	4.30	-78
36 Mbps	27	4.90	-81
24 Mbps	29	5.80	-85
18 Mbps	29	5.80	-87
12Mbps	29	5.80	-92
9 Mbps	29	5.80	-93
6 Mbps	29	5.80	-94
HT20-MCS15	23	3.8	-67
HT20-MCS14	24	4.10	-71
HT20-MCS13	24	4.10	-74
HT20-MCS12	27	4.90	-78
HT20-MCS11	29	5.80	-81
HT20-MCS10	29	5.80	-85
HT20-MCS9	29	5.80	-89
HT20-MCS8	29	5.80	-91

Channel Mapping – 902 MHz to 928 MHz

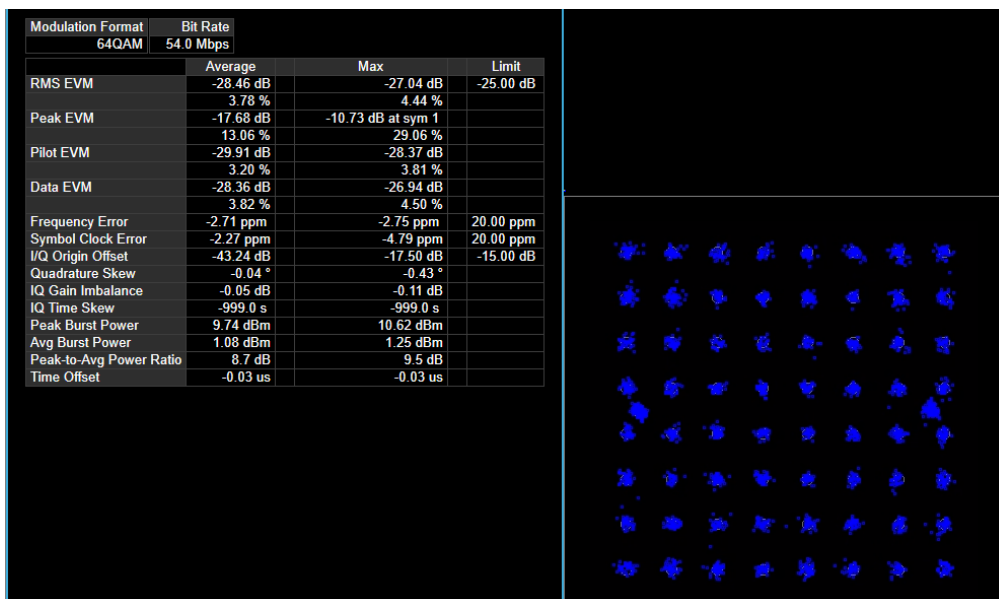
BASE BAND (MHz)	OP FREQ (MHz)	CH BW (MHz)	STANDARD (11b/g/n)
2427	907	5/10	11g/n
2432	912	5/10/20	11b/g/n
2437	917	5/10/20	11b/g/n
2442	922	5/10	11g/n

EVM PERFORMANCE

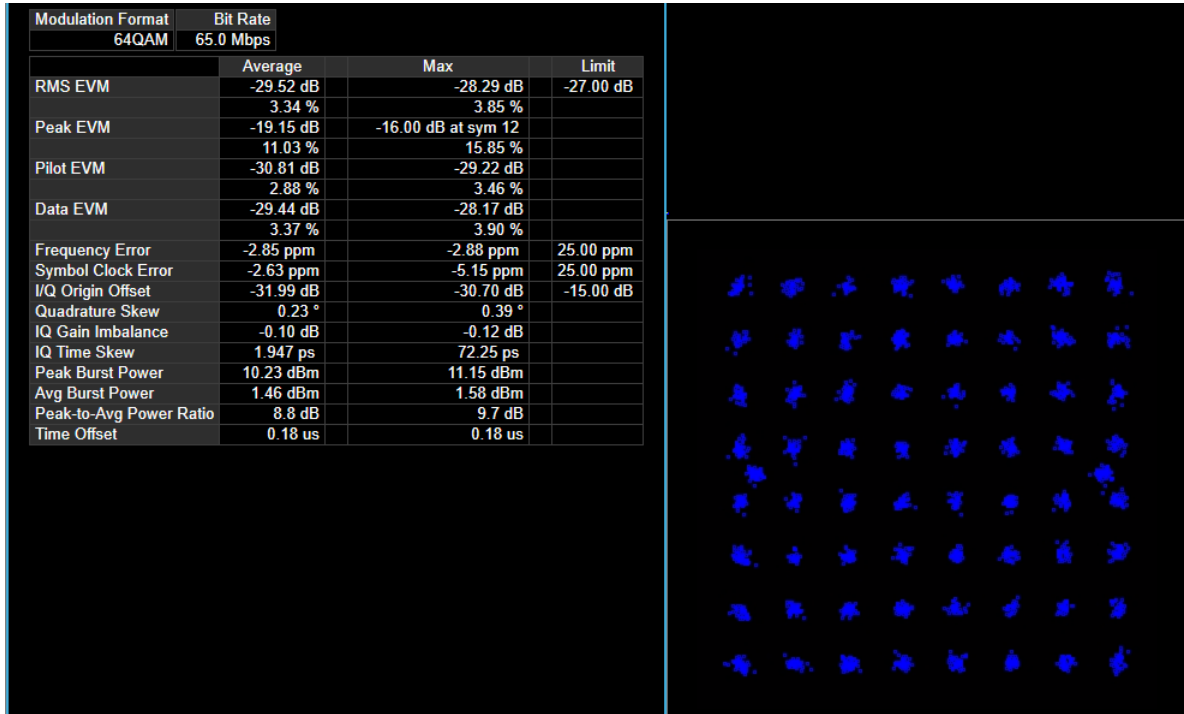
Frequency = 912 MHz, 802.11g, 54 Mbps, CH0



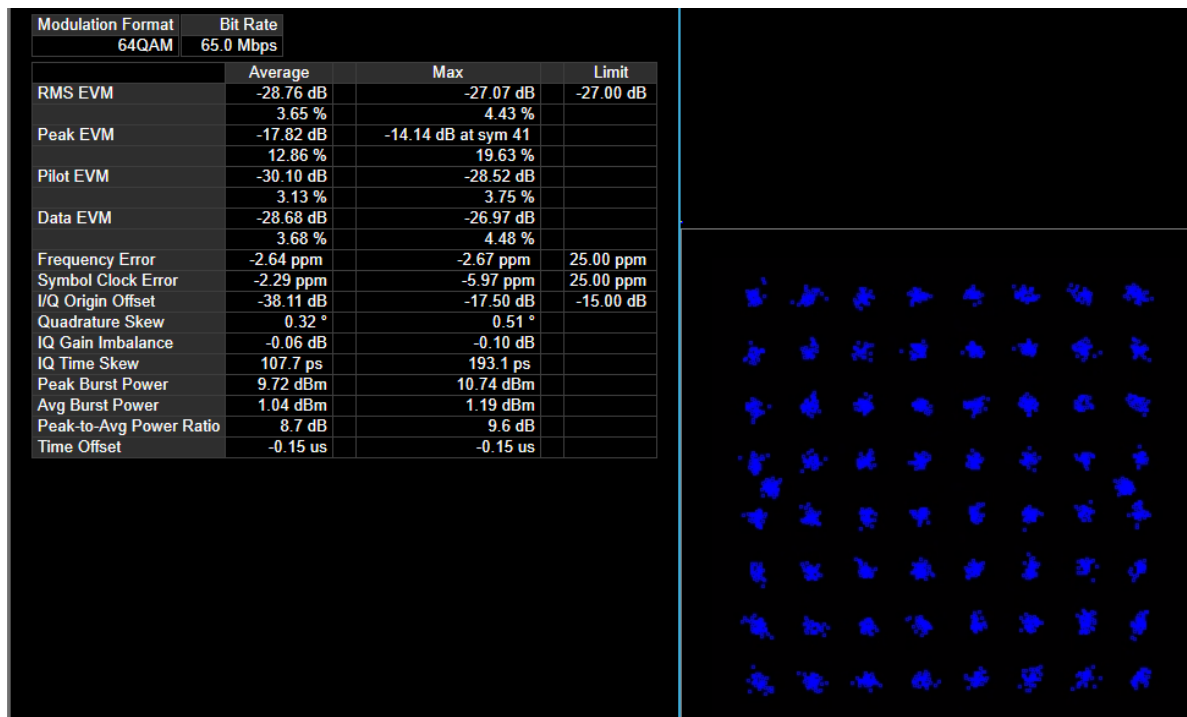
Frequency = 912 MHz, 802.11g, 54 Mbps, CH1



Frequency = 912 MHz, 802.11n, MCS0 (65Mbps), CH0

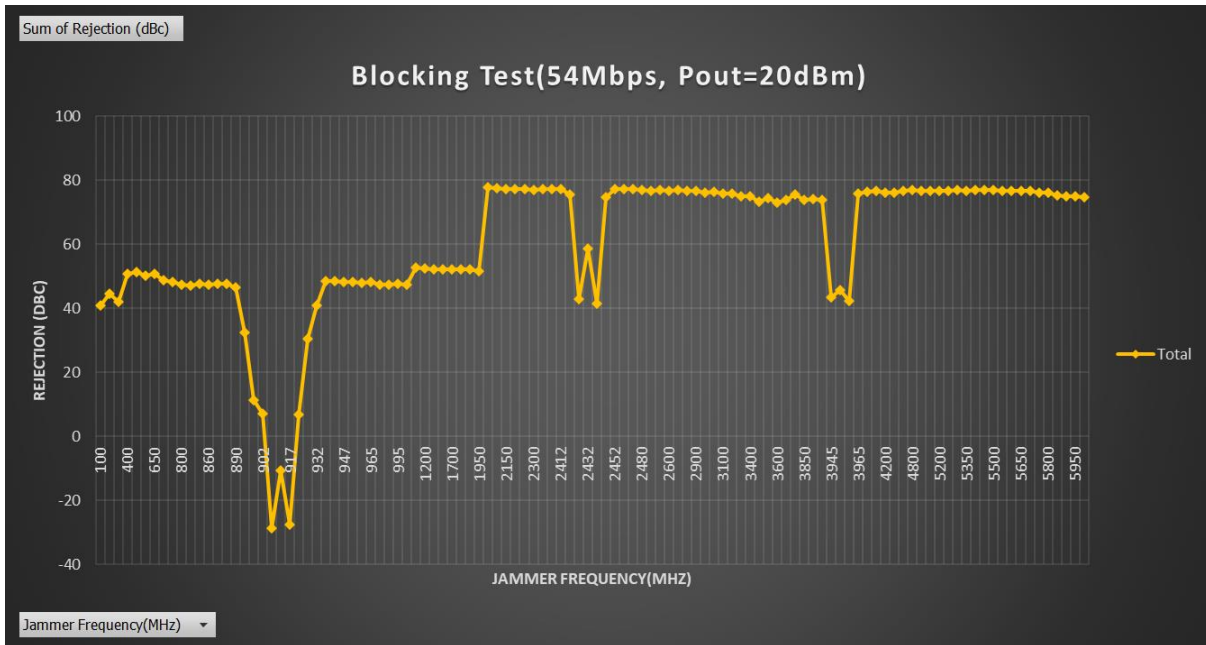


Frequency = 912 MHz, 802.11n, MCS0 (65Mbps), CH0



Interference Desensitization

Frequency = 912 MHz, 802.11n, MCS0 (65Mbps), CH0+CH1



Data rate vs Attenuation (MIMO) – with Mikrotik RBM33G

Frequency = 912 MHz, 802.11 b/g/n mode, MIMO


Att (dB)	BW (MHz)	WR (Mbps)	BW (MHz)	WR (Mbps)	BW (MHz)	WR (Mbps)
86	20	144.4	10	72.2	5	36.1
106	20	57.7	10	39	5	19.5
120	20	11	10	7.2	5	3.6

Legends

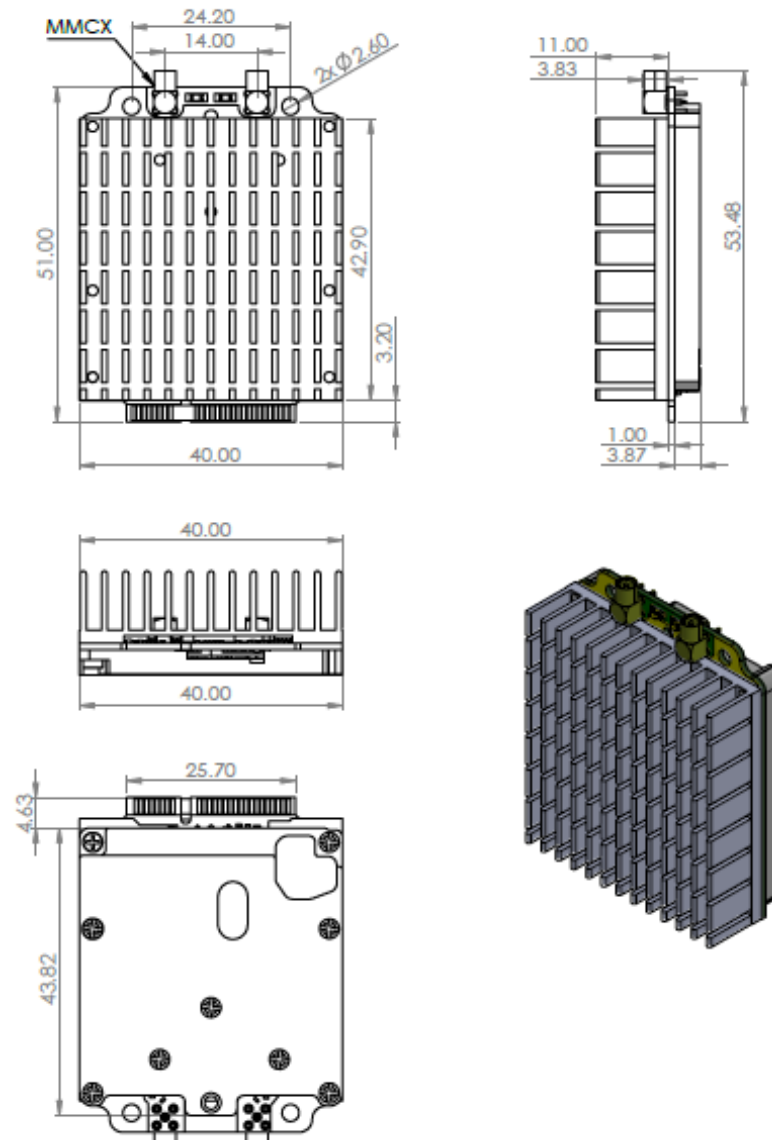
Att – RF Attenuation between Transmitter and Receiver
 BW – Channel Bandwidth
 WR – Working Rate

MINIPCIE (GOLD FINGER) PIN-OUT

Pin#	Description
1	WAKE_L
2	3.3V
3	RESERVED (Connected to GPIO12)
5	RESERVED (NC)
6	1.5V (NC)
7	CLKREQ_L, connected to GND through a pull-down resistor of 0 Ohms.
8	UIM_PWR (NC)
10	UIM_DATA (NC)
11	REFCLK-
12	UIM-CLK (NC)
13	REFCLK+
14	UIM-RESET (NC)
16	UIM_VPP (NC)
17	UIM_C8 (NC)
19	UIM_C4 (NC)
20	W_DISABLE_L (Pulled up to 3.3V and connected to GPIO7 of AR9592)
22	RESET
23	PERNO
24	3.3VAUX (NC)
25	PERPO
28	1.5V (NC)
30	SMB_CLK (NC)
31	PETNO
32	SMB_DATA(NC)
33	PETPO
36	USB_D- (NC)
37	RESERVED (NC)
38	USB_D+ (NC)
39	3.3V
41	3.3V
42	LED_WWAN_L (NC)
44	LED_WLAN_L (Connected to GPIO10)
45	NC
46	LED_WPAN_L (NC)
47	NC
48	1.5V (NC)
49	NC
51	NC
52	3.3V
4,9,15,18,21, 26,27,29,34, 35,40,43,50	GND



MECHANICAL DIMENSIONS



Trademarks

The information in this document is being provided in connection with Vizmonet products, which are subject to continuous developments and improvements. While every effort is made to ensure that the information contained in this document is correct and accurate at the time of this printing, Vizmonet makes no representations or warranties with respect to the accuracy of the information and is not liable for errors or mistakes that may arise. However, Vizmonet reserves the right to make changes to specifications and product descriptions at any time without notice. Vizmonet does not assume any responsibility for the use of the described product; neither does it convey any license under its patent rights, or the rights of others. Vizmonet products are not intended, authorized, or warranted for use as components in applications intended to support or sustain life. Built-to-Customize™ is a trademark of Vizmonet. All other trademarks, registered trademarks and product names are the sole property of their respective owners.

Contact

Web: <https://vizmonet.com>
Email: enquiry@vizmonet.com

Headquarters

Vizmonet Pte Ltd
21, Woodlands Close
#03-01, Primz Biz Hub
Singapore 737 854

HW REV# 02.00